




SWAB GUIDE

Label all specimens with **TWO** points of identification (eg full name, date of birth, NHI)
Include relevant clinical details with **ALL** requests



Nucleic Acid Amplification Tests (NAATs) for Sexually Transmitted Infections

| Which swab/specimen | Notes |
|--|---|
| NAAT testing for <i>Chlamydia</i> and <i>N. gonorrhoeae</i> | |
| <ul style="list-style-type: none"> GEN-PROBE APTIMA Vaginal Swab Specimen Collection Kit (pink swab and orange label tube) Use for all sites e.g. vulvovaginal, eye, anal, throat  <ul style="list-style-type: none"> GEN-PROBE APTIMA Urine Specimen Collection Kit (yellow label tube)  <p>*****Please note: other specimen types (eg BD Viper collection kits, Surepath specimens, urine not in the Aptima collection kit, orange floq swabs) cannot be tested and will be rejected.*****</p> | <ul style="list-style-type: none"> Female: a vulvovaginal swab (self- or clinician-collected) is the preferred specimen <ul style="list-style-type: none"> ○ Break the swab at the score mark into the collection tube ○ Urine specimens on women have reduced sensitivity and should not routinely be submitted Male: a first void urine (first 20mL of stream, preferably at least 1 hour after last voiding urine) is the preferred specimen <ul style="list-style-type: none"> ○ Urine must be sent to the laboratory in the urine collection tube (yellow label) ○ Urine must be transferred to the collection tube within 24 hours of collection ○ NAAT testing of urethral swabs is not routinely recommended. Anorectal and pharyngeal swabs should be collected for NAAT testing in all men who have sex with men or in others based on sexual history – orange label tube kit Do not pierce the foil cap, cut swabs, or place more than one swab in the collection tube All collection kits contain liquid transport medium. DO NOT apply this liquid (in the tube) to skin or mucous membranes or take internally If the liquid is spilled or tipped out, use a fresh collection kit Store at 2-30°C prior to transport to the laboratory |





NAAT testing for *Trichomonas vaginalis*

| | |
|---|--|
| <ul style="list-style-type: none"> GEN-PROBE APTIMA Vaginal Swab Specimen Collection Kit (pink swab and orange label tube)  | <ul style="list-style-type: none"> Both vulvovaginal (self- or physician-collected) and high vaginal swabs can be tested It can be performed on samples submitted for <i>Chlamydia</i> and <i>N. gonorrhoeae</i> testing Must be specifically requested with clinical details Store at 2-30°C prior to transport to the laboratory |
|---|--|

Testing for Bacterial Infections

| Which swab/specimen | Notes |
|---|---|
| Culture for <i>N. gonorrhoeae</i> | |
| <ul style="list-style-type: none"> Urethral: Bacterial charcoal swab (blue top)  <ul style="list-style-type: none"> Other sites (endocervical, eye, throat, rectal): Bacterial swab (purple top)  | <ul style="list-style-type: none"> Symptomatic females: endocervical swab Symptomatic males: urethral swab Testing in asymptomatic patients or at extragenital sites: nucleic acid amplification test (NAAT) Indicate on the request form if symptomatic or if NAAT positive If >2 hours before the specimen will reach the laboratory, refrigerate at 4°C |

SWAB GUIDE

| Testing for Bacterial Infections (contd) | |
|---|---|
| Which swab/specimen | Notes |
| Routine bacterial culture (eg throat swabs, wounds, eyes, vaginal swab for BV or candidiasis) | |
| Bacterial swab (purple top)  | <ul style="list-style-type: none"> If >2 hours before the specimen will reach the laboratory, refrigerate at 4°C Where available, tissue samples or aspirated pus are preferred to a swab |
| PCR for <i>B. pertussis</i> | |
| UTM collection kit  | <ul style="list-style-type: none"> Requires prior approval from the Medical Officer of Health or a Clinical Microbiologist Collect a nasopharyngeal specimen* using the swab provided Break the swab into universal transport media (red top tube) If >2 hours before the specimen will reach the laboratory, refrigerate at 4°C |
| Testing for Viral Infections | |
| Which swab/specimen | Notes |
| PCR for herpes simplex viruses 1 and 2, varicella zoster virus, and adenovirus | |
| Orange top floq swab (dry)  | <ul style="list-style-type: none"> Please specify sites and include clinical details. If >2 hours before the specimen will reach the laboratory, refrigerate at 4°C |
| PCR for measles, mumps, or respiratory viruses (eg influenza, RSV) | |
| Measles or respiratory virus PCR: nasopharyngeal swab* collected using the UTM collection kit or submit nasopharyngeal aspirate Mumps virus PCR: Oral swab, collected using the UTM collection kit  | <ul style="list-style-type: none"> Measles and Mumps: requires prior approval from the Medical Officer of Health or a Clinical Microbiologist Respiratory viruses: community testing requires prior approval from a Clinical Microbiologist or the Medical Officer of Health. For measles PCR, the request should also be accompanied by a measles reporting form, available from http://www.measles.co.nz/specimen-guidelines For mumps PCR, collect the oral swab from around Stenson's duct, where the parotid gland drains into the mouth <ul style="list-style-type: none"> For optimal sensitivity, this should be collected as early as possible in the illness Break the swab provided into universal transport media (red top tube) If >2 hours before the specimen will reach the laboratory, refrigerate at 4°C |
| GEN-PROBE APTIMA specimens can be stored at 2-30°C. All other specimens should be refrigerated at 4°C if there will be a delay of >2 hours before the specimen reaches the laboratory | |

* Refer to 'Instructions for collecting a nasopharyngeal swab using the UTM Collection Kit' on the relevant HealthPathways sites